

# Stable Part Diffusion 4D: Multi-View RGB and Kinematic Parts Video Generation

Hao Zhang<sup>1,2\*</sup> Chun-Han Yao<sup>1</sup> Simon Donné<sup>1</sup> Narendra Ahuja<sup>2</sup> Varun Jampani<sup>1</sup>  
<sup>1</sup>Stability AI <sup>2</sup>University of Illinois Urbana-Champaign

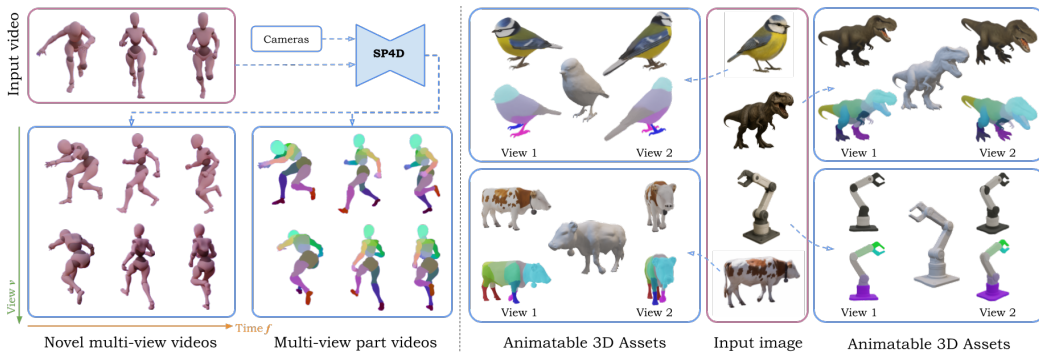


Figure 1: **Left: Stable Part Diffusion 4D (SP4D)** takes a monocular input video and generates novel-view RGB videos (bottom-left) as well as consistent part segmentation videos across all views. **Right: SPD** also supports single image input and synthesizes multi-view RGB images and corresponding part decompositions. These results can be lifted to 3D to produce riggable meshes with part-aware geometry and articulated structure.

## Abstract

We present Stable Part Diffusion 4D (SP4D), a framework for generating paired RGB and kinematic part videos from monocular inputs. Unlike conventional part segmentation methods that rely on appearance-based semantic cues, SP4D learns to produce kinematic parts — structural components aligned with object articulation and consistent across views and time. SP4D adopts a dual-branch diffusion model that jointly synthesizes RGB frames and corresponding part segmentation maps. To simplify architecture and flexibly enable different part counts, we introduce a spatial color encoding scheme that maps part masks to continuous RGB-like images. This encoding allows the segmentation branch to share the latent VAE from the RGB branch, while enabling part segmentation to be recovered via straight-forward post-processing. A Bidirectional Diffusion Fusion (BiDiFuse) module enhances cross-branch consistency, supported by a contrastive part consistency loss to promote spatial and temporal alignment of part predictions. We demonstrate that the generated 2D part maps can be lifted to 3D to derive skeletal structures and harmonic skinning weights with few manual adjustments. To train and evaluate SP4D, we construct KinematicParts20K, a curated dataset of over 20K rigged objects selected and processed from Objaverse XL (Deitke et al., 2023), each paired with multi-view RGB and part video sequences. Experiments show that SP4D generalizes strongly to diverse scenarios, including real-world videos, novel

\*Work done as a research intern at Stability AI.  
Project page: <https://stablepartdiffusion4d.github.io/>

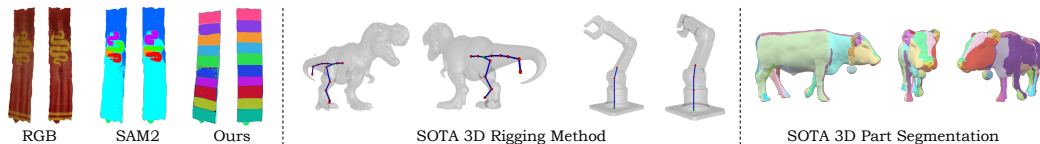


Figure 2: **Limitations of traditional 2D and 3D part decomposition methods.** Left: Appearance-based 2D segmentation methods like SAM2 fail to produce kinematic parts. Middle: SOTA 3D rigging methods (Song et al., 2025) lack the capability to infer kinematic part structures from appearance and generalize poorly to diverse shapes. Right: Existing 3D part segmentation models (Tang et al., 2024a; Yang et al., 2024) focus on semantic regions and are not suited for kinematic decomposition.

generated objects, and rare articulated poses, producing kinematic-aware outputs suitable for downstream animation and motion-related tasks.

## 1 Introduction

Generating kinematic-aware and structure-consistent videos from monocular inputs is a fundamental challenge in computer vision and graphics, with wide applications in animation, AR/VR, robotics, and simulation. A key aspect of this is understanding how an object moves, articulates, and preserves spatial part relationships over time. While conventional video generation methods focus on realistic RGB synthesis, they often overlook internal articulation and fail to model a consistent structure.

Recent 4D generation approaches (Liang et al., 2024a; Zhang et al., 2024; Li et al., 2024a; Ren et al., 2024; Xie et al., 2025; Yang et al., 2025c; Zhao et al., 2025a; Zhu et al., 2025; Yao et al., 2025) have made notable progress in reconstructing dynamic 3D sequences from monocular video, but primarily concentrate on surface-level geometry. These methods do not provide meaningful structural part decomposition and are not optimized for articulated modeling. Auto-rigging methods are a traditional option for extracting kinematic parts. However, learning-based rigging methods (Xu et al., 2020; Liu et al., 2025; Song et al., 2025; Zhang et al., 2025; Deng et al., 2025) operate on static 3D meshes and rely on explicit supervision such as skeletal annotations or pre-rigged models. However, these methods are fundamentally constrained by the limited scale and diversity of high-quality 3D rigging datasets, making it difficult to leverage large-scale 2D visual data and powerful pretrained image/video models. As a result, they struggle to generalize to novel object categories and rare articulated poses as shown in fig. 2.

Meanwhile, part segmentation methods (Amir et al., 2021; Tang et al., 2024a; Yang et al., 2024, 2025b) often rely on semantic labels or appearance cues, leading to predictions that are temporally unstable or inconsistent across viewpoints. Most of these methods focus on semantic segmentation (e.g., head, tail, leg), which does not necessarily reflect the physical articulation or structural function of an object as shown in fig. 2. In contrast, kinematic part segmentation identifies physically meaningful regions that move together over time—providing essential structure for downstream animation, motion retargeting, or deformation modeling as shown in fig. 1.

In this work, we introduce **Stable Part Diffusion 4D (SP4D)**, a novel framework for jointly generating RGB and kinematic part videos from monocular inputs. SP4D builds on multi-view video diffusion (Yao et al., 2025) and adopts a dual-branch architecture: one UNet generates multi-view RGB frames, while the other produces spatially and temporally consistent part segmentation maps. Unlike conventional approaches that rely on predefined semantic categories or part counts, we encode part masks as continuous RGB-like images using a spatial color encoding scheme. This allows the part branch to share the same VAE encoder and decoder with the RGB branch, and enables discrete part maps to be recovered via simple clustering in post-processing.

To ensure coherence between appearance and structure, we introduce a novel **Bidirectional Diffusion Fusion (BiDiFuse)** module, inspired by Vainer et al. (2024), which facilitates information exchange between the RGB and part branches during the denoising process. This cross-branch communication encourages mutual guidance and alignment between modalities. Crucially, because of the parts’ spatial color encoding, the diffusion model lacks explicit supervision to enforce consistent part appearance across different views and time steps. The resulting temporal inconsistency leads to severe degradation in structural coherence. To address this, we introduce a **contrastive part consistency loss**, which aligns latent part features corresponding to the same physical regions across views and

time. This loss plays a central role in enabling the model to learn stable, kinematically meaningful part representations that remain consistent throughout the generated video.

Although our framework does not explicitly output 3D models, it enables a lightweight rigging pipeline by lifting the 2D part maps to 3D. From the recovered part regions, we estimate harmonic skinning weights without requiring explicit skeleton annotations—allowing the generated videos to support animation-aware applications with minimal manual intervention.

To support training and evaluation, we curate **KinematicParts20K**, a dataset of over 20K rigged objects selected and processed from Objaverse XL (Deitke et al., 2023), annotated with skinning weights. We adopt a two-stage training strategy: the model is first trained on ObjaverseDy (Xie et al., 2025) with RGB supervision only and the BiDiFuse module bypassed; it is then fine-tuned on KinematicParts20K with supervision on both branches. This strategy leverages the generalization strength of pre-trained RGB diffusion models while gradually introducing structure-aware learning.

**Our main contributions are as follows:**

- We propose **Stable Part Diffusion 4D (SP4D)**, the first framework to generate multi-view, temporally consistent kinematic part decompositions jointly with RGB videos from monocular inputs.
- We introduce a compact architecture with **spatial color encoding** for encoder-decoder sharing, efficient joint modeling with our novel **Bidirectional Diffusion Fusion (BiDiFuse)** and a **contrastive part consistency loss** to explicitly enforce cross-view and temporal alignment of part features.
- We establish a simple yet effective **2D-to-Kinematic Mesh pipeline** by lifting part maps to 3D and estimating harmonic skinning weights, enabling skeleton-free animation-ready outputs.
- We curate **KinematicParts20K**, a large-scale dataset of over 20K rigged objects with paired RGB and part video annotations to support training and evaluation.
- Our method demonstrates strong generalization across real-world and synthetic scenarios, and offers a promising direction for leveraging 2D data and pretrained priors to solve long-standing challenges in 3D rigging, with clear benefits for downstream animation and motion-related tasks.

## 2 Related Work.

**3D and 4D Generation.** We focus on diffusion-based 3D and 4D generation, which typically yield higher-quality assets than feed-forward techniques (Hong et al., 2024; Jiang et al., 2024; Wang et al., 2024a; Zou et al., 2024; Wei et al., 2024; Tochilkin et al., 2024; Ren et al., 2024; Chen et al., 2024b; Zuo et al., 2024) and are not as class-bound as a GAN or VAE. We identify three main approaches: SDS-based and photogrammetry-based methods leverage recent advantages in image and video diffusion models, compared to directly performing diffusion in 3D. The seminal Dreamfusion (Poole et al., 2023) used Score Distillation Sampling to refine a random initialization using the diffusion model; it is training-free but takes a very high inference cost. Follow-up works have improved both the quality and the inference speed significantly (Yi et al., 2024; Tang et al., 2024b; Shi et al., 2024b; Wang et al., 2024b; Li et al., 2024c; Weng et al., 2023; Pan et al., 2024; Chen et al., 2024a; Sun et al., 2024; Sargent et al., 2024; Liang et al., 2024b; Zhou et al., 2024; Guo et al., 2023), but these methods are still considered impractically slow for many contexts. An alternative way of leveraging existing image and video models is to synthesize multi-view imagery and subsequently perform photogrammetry to extract 3D structure (Liu et al., 2023b, 2024b; Long et al., 2024; Voleti et al., 2024; Ye et al., 2024; Karnewar et al., 2023; Li et al., 2024b; Shi et al., 2024a, 2023; Wang and Shi, 2023; Liu et al., 2023a, 2024a). Finally, more recent methods perform the modeling directly in 3D (Zhao et al., 2025b; Xiang et al., 2024), often relying on powerful VAEs to compress the data dimensionality and make the problem tractable.

Image-based approaches tend to be much more data-efficient, as they can leverage the strong priors of the underlying diffusion models, at the price of costlier inference or training. However, both families of approaches omit a key aspect for practical usability: rigging and skinning of the objects, to turn them into animation-compatible assets. We propose to generate kinematics-aware part segmentation for the resulting objects, which feeds more cleanly into downstream pipelines.

**Rigging and animation.** Preparing raw 3D objects for animation involves two steps: rigging (building a piecewise-rigid skeleton of bones) and skinning (defining how each part of the object deforms in

function of the movement of these bones). We focus on the former, as a bad rig precludes proper skinning. Although we do not provide an end-to-end rigging and skinning pipeline, the kinematic parts we segment are a proxy to both: they form local clusters that directly correlate to the most influential bone; we posit that bones and even the skeletal tree structure can be extracted from these.

Learning-based rigging methods (Xu et al., 2020; Liu et al., 2025; Song et al., 2025; Zhang et al., 2025; Deng et al., 2025) have shown promise in predicting skeleton structure and inferring skinning weights, but are typically trained on very limited datasets, restricting their generalization to unseen object categories and poses. Moreover, most of them operate on static geometry and fail to capture and/or leverage the dynamic articulation present in real-world videos. Our approach addresses these limitations by leveraging the rich video diffusion priors and learning movement-aware part decomposition from videos, thereby enabling broader generalization and dynamic rigging capabilities from very little training data.

**Part Decomposition.** Parts are useful intermediate representations for recognition, generation, and animation. Earlier 3D segmentation methods (Qi et al., 2017; Li et al., 2018; Qian et al., 2022) rely on static geometry and annotated datasets, which limits their generalization to unseen or dynamic objects. More recent works use 2D semantic features for co-part segmentation (Hung et al., 2019; Amir et al., 2021; Tang et al., 2024a; Yang et al., 2024), but these tend to be view-inconsistent and temporally unstable. Moreover, semantic parts are not always meaningful for animation, where rigid or articulable components are preferred. As shown in fig. 2, the semantic and kinematic parts differ both visually and functionally. Our goal is to identify physically coherent regions that move consistently over time. To our knowledge, no prior work explicitly tackles kinematic part segmentation—likely due to the lack of suitable training data. We address this by leveraging the pretrained SV4D (Yao et al., 2025) video diffusion model, and extending it with a parallel part segmentation branch trained in the multi-view video space, following Vainer et al. (2024).

### 3 Method

#### 3.1 Preliminaries: SV4D 2.0 Network Architecture

Our method builds on the SV4D 2.0 framework (Yao et al., 2025), a state-of-the-art multi-view video diffusion model designed for 4D content generation. SV4D 2.0 synthesizes multi-frame, multi-view videos using a spatio-temporally consistent latent diffusion architecture. It takes either a monocular video or a single still image as input. At its core, SV4D 2.0 represents video as a latent tensor (in 4D, as indexed by spatial, temporal, and view dimensions) and applies denoising through a UNet-based architecture composed of spatial, temporal, and view-level attention blocks. The architecture initializes frame attention modules from Stable Video Diffusion (Blattmann et al., 2023) and spatial-view components from SV3D (Voleti et al., 2024), benefiting from strong spatio-temporal priors. The resulting model supports long-range, self-consistent video synthesis and handles both large deformations and occlusions robustly. It also introduces learnable  $\alpha$ -blending strategies to combine temporal and spatial-view features during fusion, enabling smooth integration of multiple priors while preserving the pre-trained knowledge. The model is conditioned on both camera and frame embeddings, allowing flexible synthesis under diverse trajectories and temporal contexts. During training, SV4D 2.0 applies random view masking, which reduces reliance on explicit multi-view supervision and allows inference without external view-conditioning models. To improve performance across sparse or nonuniform camera layouts, the model replaces traditional view attention with 3D attention layers that jointly reason over spatial and view axes.

#### 3.2 Stable Part Diffusion 4D

**Problem Setting.** Stable Part Diffusion 4D (SP4D) aims to generate multi-view, temporally coherent kinematic part segmentation videos alongside consistent RGB videos, conditioned on a monocular RGB video input. Formally, conditioned on input frames  $J = \{J_f\}_{f=1}^F$ , the model aims to produce

$$M = \{M_{v,f}\}_{v=1,f=1}^{V,F}, \quad P = \{P_{v,f}\}_{v=1,f=1}^{V,F},$$

where  $M_{v,f}$  and  $P_{v,f}$  represent the generated RGB image and its corresponding part segmentation at view  $v$  and frame  $f$ , respectively.

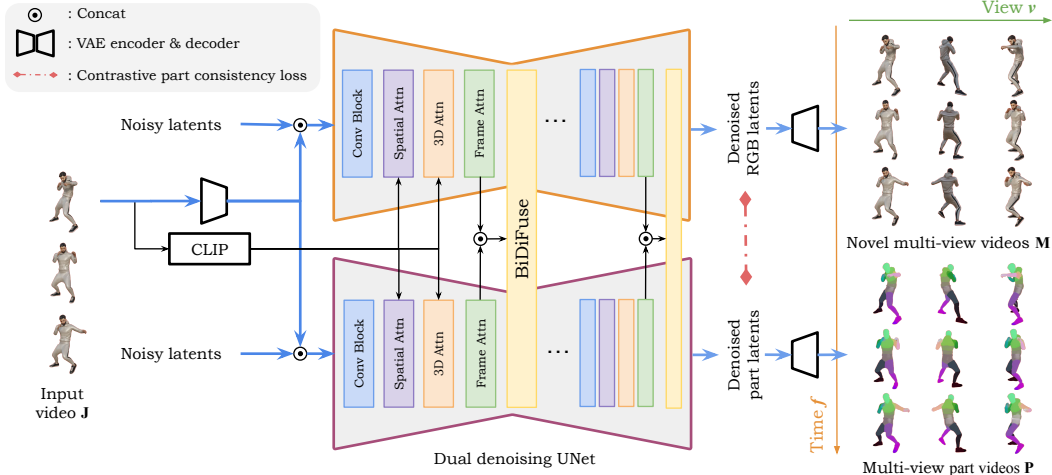


Figure 3: **Stable Part Diffusion 4D model architecture.** Our model builds upon SV4D 2.0 and extends it with a parallel part segmentation branch and a BiDiFuse module that enables bidirectional feature exchange between RGB and part branches. The network jointly generates multi-view videos for appearance and kinematics-aware part segmentation. Key components include: (1) spatial color encoding for part masks, enabling shared VAE encoder/decoder; (2) BiDiFuse for cross-branch consistency; and (3) a contrastive loss for spatial-temporal part alignment. We use a two-stage training strategy: first, training the RGB branch on ObjaverseDy, then fine-tuning the full model with BiDiFuse on KinematicParts20K with supervision on both branches.

The goal is to produce photo-realistic video sequences  $M$  that are consistent across views and time, while also generating part segmentations  $P$  that reflect view-invariant kinematic structure. Unlike traditional semantic segmentation, these part representations are not predefined by category, but instead capture locally rigid, articulated motion-consistent regions.

**Network Architecture.** Our network architecture extends SV4D 2.0 with a dual-branch UNet structure to jointly generate RGB and kinematic part segmentation videos. We adopt the full SV4D 2.0 backbone for RGB generation, including its spatial, temporal, and 3D attention mechanisms, and replicate this backbone to form a second branch for part segmentation, as seen in fig. 3.

Each branch processes half of the latent channels and shares positional embeddings (e.g., camera intrinsics and temporal indices) as input. Inspired by Vainer et al. (2024), the two branches operate independently but are connected through dedicated Bidirectional Diffusion Fusion (BiDiFuse) layers inserted at every block of the network. Given intermediate features  $h^{\text{RGB}}$  and  $h^{\text{Part}}$  at any resolution, we compute updated representations using a fusion module:

$$h_{\text{fused}}^{\text{RGB}} = h^{\text{RGB}} + \mathcal{F}([h^{\text{RGB}}, h^{\text{Part}}]), \quad h_{\text{fused}}^{\text{Part}} = h^{\text{Part}} + \mathcal{F}([h^{\text{RGB}}, h^{\text{Part}}]) \quad (1)$$

where  $\mathcal{F}$  is a lightweight fusion function composed of two  $1 \times 1$  convolutions with ReLU activations. This module encourages bidirectional feature sharing while maintaining branch-specific learning.

The forward pass proceeds as follows: the input latent is split along the channel dimension and passed through two identical UNet backbones. After each encoder block, the intermediate features are fused via BiDiFuse. The same process applies to the middle block and each decoder stage, with skip connections preserved within corresponding branches. The final outputs from both branches are separately passed through a shared VAE decoder to produce RGB and part predictions independently.

**Spatial Color Encoding.** To enable decoder sharing between RGB and part branches, we represent part segmentation maps as continuous RGB-like images using a spatial color encoding scheme. To assign temporally consistent colors, we first normalize the 3D coordinates of each point on the mesh or reconstructed surface to a unit cube. Then we compute the coordinates of the 3D center of each part in the first frame and use its normalized  $(x, y, z)$  coordinate as the color code for all frames and views. This ensures that the same part is assigned the same color across all frames and views, maintaining identity consistency over time. Unlike schemes that randomly assign colors to parts per iteration, our deterministic encoding significantly reduces computational overhead, as random

coloring would require regenerating encoded part images at every step. Our approach enables the diffusion model to treat part segmentation as an image generation task, facilitating compatibility with the RGB branch and enabling unified training within a shared latent space.

**Back-Mapping from RGB Image to Part Mask.** To recover discrete part masks from the generated spatial encoding, we avoid clustering the generated colors, which can be noisy. Instead, we apply SAM (Segment Anything Model) in auto-generation mode to produce per-view segmentation masks — we found this remarkably effective at providing clean candidate segments. For each segment, we then compute the mode of the underlying RGB pixel values and assign this color to the entire mask. This procedure robustly eliminates pixel-level noise and ensures clean, discrete part representations. Then we apply clustering (McInnes et al., 2017) on all images to produce part masks. We do not use SAM2 (the video tracking version of SAM) as it only supports parts that are visible in the first frame, and thus fails to capture parts that only first appear later in the video.

**Contrastive Part Consistency loss.** The spatial color encoding represents parts as RGB-like images, enabling a shared encoder and decoder between both branches. However, this model lacks an explicit supervision to ensure that the same kinematic part maintains a consistent appearance across different viewpoints and time steps. Without regularization, the model may produce temporally or spatially inconsistent segmentations. To address this, we extract part-specific features by aggregating pixel-level features within each predicted part region, and project them into a shared embedding space. For each training batch, we collect a set of part features  $\{f_i\}_{i=1}^N$ , where each  $f_i$  corresponds to one part instance (across view and frame). Features with the same part identity but from different frames or views are considered positive pairs, while features from different parts serve as negatives. We adopt an InfoNCE-style contrastive loss defined over all part pairs (Oord et al., 2018):

$$\mathcal{L}_{\text{contrast}} = -\mathbb{E}_{i \in \mathcal{P}, j \in \mathcal{P}_i^+} \left[ \log \frac{\exp(\text{sim}(f_i, f_j)/\tau)}{\sum_{k \in \mathcal{P} \setminus \{i\}} \exp(\text{sim}(f_i, f_k)/\tau)} \right] \quad (2)$$

where  $\mathcal{P}$  is the set of all valid part features,  $\mathcal{P}_i^+$  is the set of positive indices for part  $i$ ,  $\text{sim}(\cdot, \cdot)$  denotes cosine similarity, and  $\tau$  is a temperature hyperparameter ( $\tau = 0.07$  by default). This loss encourages the same part to be consistently encoded across views and frames, while remaining distinct from different parts.

### 3.3 KinematicParts20K Dataset

We curate the KinematicParts20K dataset from the ObjaverseDy++ (Yao et al., 2025) dataset to support the training and evaluation of our part-aware generation framework. We first filter objects that include rigging annotations with well-structured skeletal hierarchies and bone transformations.

**Bone Merging to Control Granularity.** For objects with excessively many bones, we automatically reduce skeletal complexity. For each pair of connected bones, we compute (1) the average relative 3D displacement between the two bones across all frames, and (2) the cosine similarity between their 2D part segmentation masks based on Dino features. If both the motion difference and feature dissimilarity fall below predefined thresholds, we merge the two bones. We set an upper bound of 100 bones per object; if an object cannot be reduced to within this limit, it is discarded from the dataset.

**Multiview Rendering and Part Label Generation.** For each selected object, we render 24 frames from 24 camera views uniformly distributed along a horizontal circle. We also render per-bone 2D skinning weight maps. To compute the part segmentation masks, we use a per-pixel argmax over all bone-specific weight maps within each view. The resulting part maps provide high-quality multiview kinematic part segmentation labels aligned with the rigging annotations, enabling supervised training of SP4D using part labels that reflect true kinematic decomposition. After all the filtering steps, we are left with almost 20,000 training objects.

### 3.4 2D-to-Kinematic Mesh Generation

**Lifting from 2D.** We propose a simple yet effective pipeline that converts a single image into a fully riggable 3D asset with geometry, part decomposition, and skinning weights – only missing skeletal connectivity. We first apply our Stable Part Diffusion 4D (SP4D) model to generate multi-view sequences of RGB frames and corresponding part segmentation (cleaned by SAM) from a single input image. For recovering geometry, we use Hunyuan 3D 2.0 (Zhao et al., 2025b), a state-of-the-art

images-to-3D framework, to turn the multi-view RGB images generated by SP4D into untextured 3D geometry. Once we obtain the 3D mesh, we reuse this geometry to associate texture information from both the RGB and part segmentation views separately, following Hunyuan 3D 2.0. Through HDBSCAN (McInnes et al., 2017), we assign each vertex its discrete ID for the part segmentation.

**Harmonic Skinning Weight Computation.** Given the 3D part labels, we compute continuous skinning weights using harmonic field estimation. We extract the boundary  $\partial\Omega_p$  of part  $p$  by identifying mesh edges that connect two vertices belonging to different parts; the binary indicator function  $b_p(x)$  indicates whether vertex  $x$  belongs to part  $p$ . We then solve:

$$\Delta w_p(x) = 0 \quad \text{for all interior vertices,} \quad \text{subject to} \quad w_p(x) = b_p(x) \text{ on } \partial\Omega_p$$

where  $\Delta$  is the mesh Laplacian operator and  $w_p(x)$  denotes the smooth harmonic field corresponding to part  $p$ . The harmonic solution to this Laplace equation propagates part influence across the surface, yielding soft per-vertex part assignments which we interpret as skinning weights.

## 4 Experiments

We demonstrate that SP4D performs robustly and generalizes across a wide variety of articulated objects with diverse shapes and motions, including both synthetic models and real-world videos in fig. 4. We conduct comprehensive experiments to evaluate the effectiveness of our method, including comparisons with state-of-the-art approaches for part segmentation, as well as ablation studies on key design choices. We report both quantitative metrics (mIoU, ARI, F1 Score, mAcc) in table 1 and a user study in table 2 to assess quality from a rigging perspective. Details on implementation, datasets, training regime, evaluation protocols, metric definitions and more experiments on 3D segmentation and rigging can be found in the Appendix.

### 4.1 Part Decomposition Comparison

**2D Part Decomposition.** We compare SP4D with two representative 2D part segmentation baselines. The first is SAM2 (Ravi et al., 2024), a tracking-based method that generates part masks in the first image and propagates them to the others. We also include a stronger variant, **SAM2\***, where point prompts from the ground-truth part centroids are used to initialize tracking. The second baseline is DeepViT (Amir et al., 2021), an unsupervised segmentation method that leverages features from a self-supervised DINO-ViT model (Caron et al., 2021). We apply K-Means clustering on intermediate feature maps to obtain part-level masks across views.

As shown in table 1, SP4D significantly outperforms all baselines in both multi-view and multi-frame settings. **SAM2** performs poorly due to its dependency on appearance and semantic cues, which rarely align with kinematic part boundaries. **SAM2\***, despite being guided by ground-truth points, suffers from the same fundamental limitation. While DeepViT captures coarse semantic structures, it lacks any awareness of object articulation or motion consistency. In contrast, SP4D generates parts directly via kinematic-aware diffusion, leveraging geometry and view consistency to produce temporally stable, kinematic-aware decompositions. This advantage is further supported by fig. 5, which presents qualitative comparisons across multiple views, clearly showing SP4D’s superior structural alignment. Additional user preference results in table 2 also confirm the perceptual quality of SP4D’s outputs.

**3D Part Decomposition.** Recent state-of-the-art 3D part segmentation methods, such as SAMesh (Tang et al., 2024a) and SamPart3D (Yang et al., 2024), rely on 2D segmentation cues to supervise 3D decomposition in different ways. SAMesh fuses 2D segmentations (from SAM) of multiple rendered views using visibility-weighted voting. In contrast, SamPart3D distills dense visual features from DINOv2 into a 3D point-based backbone, and leverages SAM masks through a scale-conditioned MLP to achieve granularity-controllable part grouping via clustering.

Despite their differences, both methods fundamentally depend on the quality of 2D segmentations. When appearance-based segmenters like SAM or DINOv2 fail to produce meaningful part boundaries—particularly for kinematic or textureless regions—the resulting 3D decomposition is unreliable and misaligned with object articulation. As illustrated in fig. 2, these approaches often struggle to produce structurally coherent part segmentation under such challenging conditions. Additional comparisons are provided in the supplementary material.

Table 1: **Quantitative comparison of kinematic parts** on KinematicParts20K val set for **multi-view** (static object) and **multi-frame** (static camera). The Hungarian algorithm aligns predictions to the ground-truth, ignoring parts missing in the first image. **SAM2\*** uses ground-truth point prompts per part.

Method	Multi-view				Multi-frame			
	mIoU	ARI	F1	mAcc	mIoU	ARI	F1	mAcc
SAM2	0.15	0.05	0.31	0.21	0.16	0.05	0.32	0.22
SAM2*	0.22	0.08	0.37	0.26	0.34	0.16	0.45	0.34
DeepViT	0.17	0.06	0.33	0.23	0.18	0.06	0.34	0.24
Ours w/o PCP Loss	0.38	0.15	0.46	0.49	0.44	0.22	0.52	0.56
Ours w/o BiDiFuse	0.57	0.51	0.60	0.62	0.61	0.58	0.64	0.68
<b>Ours (Full)</b>	<b>0.68</b>	<b>0.60</b>	<b>0.70</b>	<b>0.74</b>	<b>0.70</b>	<b>0.63</b>	<b>0.72</b>	<b>0.77</b>

Table 2: **User study on kinematic part segmentation.** Participants rated three methods on part clarity, view consistency, and rigging suitability. The study was conducted on 20 randomly selected samples from the validation set.

Method	Ours	SAM2	DeepViT
Clarity	<b>4.42</b>	2.13	2.01
Consistency	<b>4.09</b>	2.00	1.86
Rigging	<b>4.26</b>	1.75	1.69
Average	<b>4.26</b>	1.96	1.85

## 4.2 Ablation Study

We conduct ablation studies to evaluate the contribution of two core components in our framework: the BiDiFuse cross-branch fusion module and the part consistency loss. Results are reported under both multi-view and multi-frame settings (see table 1). Removing the part consistency loss leads to noticeable performance degradation, especially in terms of ARI. Without this loss, the model loses explicit guidance to maintain spatial and temporal coherence of part assignments across views or frames, resulting in fragmented or inconsistent segmentations. This highlights the importance of encouraging feature-level alignment among corresponding parts throughout the video sequence.

Disabling the BiDiFuse module also causes substantial drops across all metrics. Since BiDiFuse facilitates bidirectional interaction between the RGB and part branches. Without it, the network lacks effective cross-modal information exchange, leading to suboptimal alignment between both branches, particularly in view-consistency and part boundary sharpness. Crucially, the segmentation branch can no longer effectively leverage the prior of the RGB model. These results confirm that both components are essential for achieving robust, consistent, and rigging-friendly part decompositions.

## 5 Broader Societal Impact

SP4D has the potential to substantially reduce the manual work required for rigging in animation and 3D asset production, benefiting creators in film, gaming, education, AR/VR, and robotics. Particularly for those with limited access to professional modeling pipelines, our method broadens accessibility to animation-ready assets and opens new opportunities in educational content creation, interactive media, and rapid prototyping. SP4D’s ability to generalize across real-world footage and synthetic objects further supports its potential in democratizing digital content creation.

However, the ability to synthesize from minimal visual input introduces risks. These include the creation of synthetic humans or avatars for deceptive purposes. While our method does not focus on facial reenactment or human identity synthesis, downstream misuse remains a concern. We recommend clear disclosure, attribution mechanisms for automatically generated 3D content, and ethical oversight in such applications. We emphasize that all training uses CC-licensed assets, carefully filtered to respect creator rights.

## 6 Conclusion

We propose SP4D to jointly generate multi-view parts video with aligned RGB frames from a monocular input video. Uniquely, we predict kinematic rather than semantic parts, based on segments in articulated motion skeletons. This closes a significant gap in the 3D generation pipeline, drastically reducing the manual annotation required to prepare the generated objects for animation.

By leveraging a synchronized two-branch architecture, we maximally leverage the prior of the pre-trained RGB model; this results in a robust and generalizable approach despite the data scarcity for training. Both a quantitative comparison with representative baselines and a user study show the clear benefit of our approach over existing semantic-oriented part segmentation for the same task.



Figure 4: **Multi-view kinematic part video results on synthetic and real-world videos.** We show qualitative results of our SP4D model on both the validation set of KinematicParts20K and real-world DAVIS videos. Each group presents two time frames across two novel views. The input video frame is noted with purple boxes. SP4D produces temporally and spatially consistent part decompositions across diverse object categories and motions.




Figure 5: **Visual comparison of part segmentation.** We show results across three views for various articulated objects. The rows contain input RGB image (top), our SP4D-generated part segmentation (middle), and the SAM2 baseline (bottom). Compared to SAM2, SP4D produces more structured part decompositions that align with object articulation and are consistent across views.

## References

Shir Amir, Yossi Gandelsman, Shai Bagon, and Tali Dekel. Deep ViT features as dense visual descriptors. *arXiv preprint arXiv:2112.05814*, 2(3):4, 2021.

- Andreas Blattmann, Tim Dockhorn, Sumith Kulal, Daniel Mendelevitch, Maciej Kilian, Dominik Lorenz, Yam Levi, Zion English, Vikram Voleti, Adam Letts, et al. Stable Video Diffusion: Scaling latent video diffusion models to large datasets. *arXiv preprint arXiv:2311.15127*, 2023.
- Mathilde Caron, Hugo Touvron, Ishan Misra, Hervé Jégou, Julien Mairal, Piotr Bojanowski, and Armand Joulin. Emerging properties in self-supervised vision transformers. In *ICCV*, pages 9650–9660, 2021.
- Zilong Chen, Feng Wang, Yikai Wang, and Huaping Liu. Text-to-3D using gaussian splatting. In *CVPR*, 2024a.
- Zilong Chen, Yikai Wang, Feng Wang, Zhengyi Wang, and Huaping Liu. V3D: Video diffusion models are effective 3D generators. *arXiv preprint arXiv:2403.06738*, 2024b.
- Matt Deitke, Ruoshi Liu, Matthew Wallingford, Huong Ngo, Oscar Michel, Aditya Kusupati, Alan Fan, Christian Laforte, Vikram Voleti, Samir Yitzhak Gadre, et al. Objaverse-xl: A universe of 10m+ 3D objects. In *NeurIPS*, 2023.
- Yufan Deng, Yuhao Zhang, Chen Geng, Shangzhe Wu, and Jiajun Wu. Animate: A dataset and baselines for learning 3d object rigging. *arXiv preprint arXiv:2505.06227*, 2025.
- Pengsheng Guo, Hans Hao, Adam Caccavale, Zhongzheng Ren, Edward Zhang, Qi Shan, Aditya Sankar, Alexander G Schwing, Alex Colburn, and Fangchang Ma. StableDreamer: Taming noisy score distillation sampling for text-to-3D. *arXiv preprint arXiv:2312.02189*, 2023.
- Yicong Hong, Kai Zhang, Jiuxiang Gu, Sai Bi, Yang Zhou, Difan Liu, Feng Liu, Kalyan Sunkavalli, Trung Bui, and Hao Tan. LRM: Large reconstruction model for single image to 3D. In *ICLR*, 2024.
- Wei-Chih Hung, Varun Jampani, Sifei Liu, Pavlo Molchanov, Ming-Hsuan Yang, and Jan Kautz. SCOPS: Self-supervised co-part segmentation. In *CVPR*, pages 869–878, 2019.
- Hanwen Jiang, Zhenyu Jiang, Yue Zhao, and Qixing Huang. LEAP: Liberate sparse-view 3D modeling from camera poses. In *ICLR*, 2024.
- Animesh Karnewar, Niloy J Mitra, Andrea Vedaldi, and David Novotny. HoloFusion: Towards photo-realistic 3D generative modeling. In *ICCV*, 2023.
- Tero Karras, Miika Aittala, Timo Aila, and Samuli Laine. Elucidating the design space of diffusion-based generative models. *NeurIPS*, 2022.
- Bing Li, Cheng Zheng, Wenxuan Zhu, Jinjie Mai, Biao Zhang, Peter Wonka, and Bernard Ghanem. Vivid-ZOO: Multi-view video generation with diffusion model. *NeurIPS*, 2024a.
- Jiahao Li, Hao Tan, Kai Zhang, Zexiang Xu, Fujun Luan, Yinghao Xu, Yicong Hong, Kalyan Sunkavalli, Greg Shakhnarovich, and Sai Bi. Instant3D: Fast text-to-3D with sparse-view generation and large reconstruction model. In *ICLR*, 2024b.
- Weiyu Li, Rui Chen, Xuelin Chen, and Ping Tan. SweetDreamer: Aligning geometric priors in 2D diffusion for consistent text-to-3D. In *ICLR*, 2024c.
- Yangyan Li, Rui Bu, Mingchao Sun, Wei Wu, Xinhan Di, and Baoquan Chen. PointCNN: Convolution on x-transformed points. *NeurIPS*, 31, 2018.
- Hanwen Liang, Yuyang Yin, DeJia Xu, hanxue liang, Zhangyang Wang, Konstantinos N Plataniotis, Yao Zhao, and Yunchao Wei. Diffusion4D: Fast spatial-temporal consistent 4D generation via video diffusion models. In *NeurIPS*, 2024a.
- Yixun Liang, Xin Yang, Jiantao Lin, Haodong Li, Xiaogang Xu, and Yingcong Chen. LucidDreamer: Towards high-fidelity text-to-3D generation via interval score matching. In *CVPR*, 2024b.
- Isabella Liu, Zhan Xu, Wang Yifan, Hao Tan, Zexiang Xu, Xiaolong Wang, Hao Su, and Zifan Shi. RigAnything: Template-free autoregressive rigging for diverse 3D assets. *arXiv preprint arXiv:2502.09615*, 2025.
- Minghua Liu, Chao Xu, Haian Jin, Linghao Chen, Mukund Varma T, Zexiang Xu, and Hao Su. One-2-3-45: Any single image to 3D mesh in 45 seconds without per-shape optimization. In *NeurIPS*, 2023a.
- Minghua Liu, Ruoxi Shi, Linghao Chen, Zhuoyang Zhang, Chao Xu, Xinyue Wei, Hansheng Chen, Chong Zeng, Jiayuan Gu, and Hao Su. One-2-3-45++: Fast single image to 3D objects with consistent multi-view generation and 3D diffusion. In *CVPR*, 2024a.
- Ruoshi Liu, Rundi Wu, Basile Van Hoorick, Pavel Tokmakov, Sergey Zakharov, and Carl Vondrick. Zero-1-to-3: Zero-shot one image to 3D object. In *ICCV*, 2023b.

- Yuan Liu, Cheng Lin, Zijiao Zeng, Xiaoxiao Long, Lingjie Liu, Taku Komura, and Wenping Wang. SyncDreamer: Generating multiview-consistent images from a single-view image. In *ICLR*, 2024b.
- Xiaoxiao Long, Yuan-Chen Guo, Cheng Lin, Yuan Liu, Zhiyang Dou, Lingjie Liu, Yuexin Ma, Song-Hai Zhang, Marc Habermann, Christian Theobalt, et al. Wonder3D: Single image to 3D using cross-domain diffusion. In *CVPR*, 2024.
- Leland McInnes, John Healy, Steve Astels, et al. hdbscan: Hierarchical density based clustering. *J. Open Source Softw.*, 2(11):205, 2017.
- Atsuhiko Noguchi, Umar Iqbal, Jonathan Tremblay, Tatsuya Harada, and Orazio Gallo. Watch it move: Unsupervised discovery of 3d joints for re-posing of articulated objects. In *Proceedings of the IEEE/CVF Conference on Computer Vision and Pattern Recognition*, pages 3677–3687, 2022.
- Aaron van den Oord, Yazhe Li, and Oriol Vinyals. Representation learning with contrastive predictive coding. *arXiv preprint arXiv:1807.03748*, 2018.
- Zijie Pan, Jiachen Lu, Xi Tian Zhu, and Li Zhang. Enhancing high-resolution 3D generation through pixel-wise gradient clipping. In *ICLR*, 2024.
- Ben Poole, Ajay Jain, Jonathan T Barron, and Ben Mildenhall. DreamFusion: Text-to-3D using 2D diffusion. In *ICLR*, 2023.
- Charles Ruizhongtai Qi, Li Yi, Hao Su, and Leonidas J Guibas. PointNet++: Deep hierarchical feature learning on point sets in a metric space. *NeurIPS*, 30, 2017.
- Guocheng Qian, Yuchen Li, Houwen Peng, Jinjie Mai, Hasan Hammoud, Mohamed Elhoseiny, and Bernard Ghanem. PointNext: Revisiting PointNet++ with improved training and scaling strategies. *NeurIPS*, 35: 23192–23204, 2022.
- Nikhila Ravi, Valentin Gabeur, Yuan-Ting Hu, Ronghang Hu, Chaitanya Ryali, Tengyu Ma, Haitham Khedr, Roman Rädle, Chloe Rolland, Laura Gustafson, et al. SAM 2: Segment anything in images and videos. *arXiv preprint arXiv:2408.00714*, 2024.
- Jiawei Ren, Cheng Xie, Ashkan Mirzaei, Karsten Kreis, Ziwei Liu, Antonio Torralba, Sanja Fidler, Seung Wook Kim, Huan Ling, et al. L4GM: Large 4D gaussian reconstruction model. In *NeurIPS*, 2024.
- Kyle Sargent, Zizhang Li, Tanmay Shah, Charles Herrmann, Hong-Xing Yu, Yunzhi Zhang, Eric Ryan Chan, Dmitry Lagun, Li Fei-Fei, Deqing Sun, et al. ZeroNVS: Zero-shot 360-degree view synthesis from a single image. In *CVPR*, 2024.
- Ruoxi Shi, Hansheng Chen, Zhuoyang Zhang, Minghua Liu, Chao Xu, Xinyue Wei, Linghao Chen, Chong Zeng, and Hao Su. Zero123++: a single image to consistent multi-view diffusion base model. *arXiv preprint arXiv:2310.15110*, 2023.
- Yukai Shi, Jianan Wang, CAO He, Boshi Tang, Xianbiao Qi, Tianyu Yang, Yukun Huang, Shilong Liu, Lei Zhang, and Heung-Yeung Shum. TOSS: High-quality text-guided novel view synthesis from a single image. In *ICLR*, 2024a.
- Yichun Shi, Peng Wang, Jianglong Ye, Long Mai, Kejie Li, and Xiao Yang. MVDream: Multi-view diffusion for 3D generation. In *ICLR*, 2024b.
- Chaoyue Song, Jianfeng Zhang, Xiu Li, Fan Yang, Yiwen Chen, Zhongcong Xu, Jun Hao Liew, Xiaoyang Guo, Fayao Liu, Jiashi Feng, et al. Magicarticulate: Make your 3d models articulation-ready. *arXiv preprint arXiv:2502.12135*, 2025.
- Jingxiang Sun, Bo Zhang, Ruizhi Shao, Lizhen Wang, Wen Liu, Zhenda Xie, and Yebin Liu. DreamCraft3D: Hierarchical 3D generation with bootstrapped diffusion prior. In *ICLR*, 2024.
- George Tang, William Zhao, Logan Ford, David Benhaim, and Paul Zhang. Segment Any Mesh: Zero-shot mesh part segmentation via lifting segment anything 2 to 3D. *arXiv preprint arXiv:2408.13679*, 2024a.
- Jiaxiang Tang, Jiawei Ren, Hang Zhou, Ziwei Liu, and Gang Zeng. DreamGaussian: Generative gaussian splatting for efficient 3D content creation. In *ICLR*, 2024b.
- Dmitry Tochilkin, David Pankratz, Zexiang Liu, Zixuan Huang, Adam Letts, Yangguang Li, Ding Liang, Christian Laforte, Varun Jampani, and Yan-Pei Cao. TripoSR: Fast 3D object reconstruction from a single image. *arXiv preprint arXiv:2403.02151*, 2024.

- Shimon Vainer, Mark Boss, Mathias Parger, Konstantin Kutsy, Dante De Nigris, Ciara Rowles, Nicolas Perony, and Simon Donn . Collaborative control for geometry-conditioned PBR image generation. In *ECCV*, 2024.
- Vikram Voleti, Chun-Han Yao, Mark Boss, Adam Letts, David Pankratz, Dmitrii Tochilkin, Christian Laforte, Robin Rombach, and Varun Jampani. SV3D: Novel multi-view synthesis and 3D generation from a single image using latent video diffusion. In *ECCV*, 2024.
- Peng Wang and Yichun Shi. ImageDream: Image-prompt multi-view diffusion for 3D generation. *arXiv preprint arXiv:2312.02201*, 2023.
- Peng Wang, Hao Tan, Sai Bi, Yinghao Xu, Fujun Luan, Kalyan Sunkavalli, Wenping Wang, Zexiang Xu, and Kai Zhang. PF-LRM: Pose-free large reconstruction model for joint pose and shape prediction. In *ICLR*, 2024a.
- Zhengyi Wang, Cheng Lu, Yikai Wang, Fan Bao, Chongxuan Li, Hang Su, and Jun Zhu. ProlificDreamer: High-fidelity and diverse text-to-3D generation with variational score distillation. In *NeurIPS*, 2024b.
- Xinyue Wei, Kai Zhang, Sai Bi, Hao Tan, Fujun Luan, Valentin Deschaintre, Kalyan Sunkavalli, Hao Su, and Zexiang Xu. MeshLRM: Large reconstruction model for high-quality mesh. *arXiv preprint arXiv:2404.12385*, 2024.
- Haohan Weng, Tianyu Yang, Jianan Wang, Yu Li, Tong Zhang, CL Chen, and Lei Zhang. Consistent123: Improve consistency for one image to 3D object synthesis. *arXiv preprint arXiv:2310.08092*, 2023.
- Jianfeng Xiang, Zelong Lv, Sicheng Xu, Yu Deng, Ruicheng Wang, Bowen Zhang, Dong Chen, Xin Tong, and Jiaolong Yang. Structured 3d latents for scalable and versatile 3d generation. *arXiv preprint arXiv:2412.01506*, 2024.
- Yiming Xie, Chun-Han Yao, Vikram Voleti, Huaizu Jiang, and Varun Jampani. SV4D: Dynamic 3D content generation with multi-frame and multi-view consistency. In *ICLR*, 2025.
- Zhan Xu, Yang Zhou, Evangelos Kalogerakis, Chris Landreth, and Karan Singh. RigNet: neural rigging for articulated characters. *ACM Transactions on Graphics (TOG)*, 39(4):58–1, 2020.
- Gengshan Yang, Deqing Sun, Varun Jampani, Daniel Vlasic, Forrester Cole, Ce Liu, and Deva Ramanan. Viser: Video-specific surface embeddings for articulated 3d shape reconstruction. *Advances in Neural Information Processing Systems*, 34:19326–19338, 2021.
- Gengshan Yang, Minh Vo, Natalia Neverova, Deva Ramanan, Andrea Vedaldi, and Hanbyul Joo. Banmo: Building animatable 3d neural models from many casual videos. In *Proceedings of the IEEE/CVF Conference on Computer Vision and Pattern Recognition*, pages 2863–2873, 2022.
- Lehan Yang, Lu Qi, Xiangtai Li, Sheng Li, Varun Jampani, and Ming-Hsuan Yang. Unified dense prediction of video diffusion. In *Proceedings of the Computer Vision and Pattern Recognition Conference*, pages 28963–28973, 2025a.
- Yunhan Yang, Yukun Huang, Yuan-Chen Guo, Liangjun Lu, Xiaoyang Wu, Edmund Y Lam, Yan-Pei Cao, and Xihui Liu. SAMPart3D: Segment any part in 3D objects. *arXiv preprint arXiv:2411.07184*, 2024.
- Yunhan Yang, Yuan-Chen Guo, Yukun Huang, Zi-Xin Zou, Zhipeng Yu, Yangguang Li, Yan-Pei Cao, and Xihui Liu. Holopart: Generative 3D part amodal segmentation. *arXiv preprint arXiv:2504.07943*, 2025b.
- Zeyu Yang, Zijie Pan, Chun Gu, and Li Zhang. Diffusion<sup>2</sup>: Dynamic 3D content generation via score composition of video and multi-view diffusion models. In *ICLR*, 2025c.
- Chun-Han Yao, Yiming Xie, Vikram Voleti, Huaizu Jiang, and Varun Jampani. SV4D 2.0: Enhancing spatio-temporal consistency in multi-view video diffusion for high-quality 4D generation. *arXiv preprint arXiv:2503.16396*, 2025.
- Jianglong Ye, Peng Wang, Kejie Li, Yichun Shi, and Heng Wang. Consistent-1-to-3: Consistent image to 3D view synthesis via geometry-aware diffusion models. In *3DV*, 2024.
- Taoran Yi, Jiemin Fang, Junjie Wang, Guanjun Wu, Lingxi Xie, Xiaopeng Zhang, Wenyu Liu, Qi Tian, and Xinggang Wang. GaussianDreamer: Fast generation from text to 3D gaussians by bridging 2D and 3D diffusion models. In *CVPR*, 2024.
- Hao Zhang, Fang Li, Samyak Rawlekar, and Narendra Ahuja. Learning implicit representation for reconstructing articulated objects. In *The Twelfth International Conference on Learning Representations*, a.

- Hao Zhang, Fang Li, Samyak Rawlekar, and Narendra Ahuja. S3o: A dual-phase approach for reconstructing dynamic shape and skeleton of articulated objects from single monocular video. In *Forty-first International Conference on Machine Learning*, b.
- Haiyu Zhang, Xinyuan Chen, Yaohui Wang, Xihui Liu, Yunhong Wang, and Yu Qiao. 4Diffusion: Multi-view video diffusion model for 4D generation. In *NeurIPS*, 2024.
- Jia-Peng Zhang, Cheng-Feng Pu, Meng-Hao Guo, Yan-Pei Cao, and Shi-Min Hu. One model to rig them all: Diverse skeleton rigging with unirig. *arXiv preprint arXiv:2504.12451*, 2025.
- Yuyang Zhao, Chung-Ching Lin, Kevin Lin, Zhiwen Yan, Linjie Li, Zhengyuan Yang, Jianfeng Wang, Gim Hee Lee, and Lijuan Wang. GenXD: Generating any 3D and 4D scenes. In *ICLR*, 2025a.
- Zibo Zhao, Zeqiang Lai, Qingxiang Lin, Yunfei Zhao, Haolin Liu, Shuhui Yang, Yifei Feng, Mingxin Yang, Sheng Zhang, Xianghui Yang, et al. Hunyuan3d 2.0: Scaling diffusion models for high resolution textured 3d assets generation. *arXiv preprint arXiv:2501.12202*, 2025b.
- Linqi Zhou, Andy Shih, Chenlin Meng, and Stefano Ermon. DreamPropeller: Supercharge text-to-3D generation with parallel sampling. In *CVPR*, 2024.
- Hanxin Zhu, Tianyu He, Xiqian Yu, Junliang Guo, Zhibo Chen, and Jiang Bian. AR4D: Autoregressive 4D generation from monocular videos. *arXiv preprint arXiv:2501.01722*, 2025.
- Zi-Xin Zou, Zhipeng Yu, Yuan-Chen Guo, Yangguang Li, Ding Liang, Yan-Pei Cao, and Song-Hai Zhang. Triplane meets gaussian splatting: Fast and generalizable single-view 3D reconstruction with transformers. In *CVPR*, 2024.
- Qi Zuo, Xiaodong Gu, Lingteng Qiu, Yuan Dong, Weihao Yuan, Rui Peng, Siyu Zhu, Liefeng Bo, Zilong Dong, Qixing Huang, et al. Videomv: Consistent multi-view generation based on large video generative model. 2024.

## NeurIPS Paper Checklist

### 1. Claims

Question: Do the main claims made in the abstract and introduction accurately reflect the paper's contributions and scope?

Answer: [Yes] .

Justification: Any significant claim made in our manuscript is at least outlined in the abstract and motivated in the introduction. We carefully note that we do not address the whole gap towards automatic rigging and skinning, but solve a significant piece of that puzzle.

Guidelines:

- The answer NA means that the abstract and introduction do not include the claims made in the paper.
- The abstract and/or introduction should clearly state the claims made, including the contributions made in the paper and important assumptions and limitations. A No or NA answer to this question will not be perceived well by the reviewers.
- The claims made should match theoretical and experimental results, and reflect how much the results can be expected to generalize to other settings.
- It is fine to include aspirational goals as motivation as long as it is clear that these goals are not attained by the paper.

### 2. Limitations

Question: Does the paper discuss the limitations of the work performed by the authors?

Answer: [Yes]

Justification: We include a limitation section in the paper.

Guidelines:

- The answer NA means that the paper has no limitation while the answer No means that the paper has limitations, but those are not discussed in the paper.
- The authors are encouraged to create a separate "Limitations" section in their paper.
- The paper should point out any strong assumptions and how robust the results are to violations of these assumptions (e.g., independence assumptions, noiseless settings, model well-specification, asymptotic approximations only holding locally). The authors should reflect on how these assumptions might be violated in practice and what the implications would be.
- The authors should reflect on the scope of the claims made, e.g., if the approach was only tested on a few datasets or with a few runs. In general, empirical results often depend on implicit assumptions, which should be articulated.
- The authors should reflect on the factors that influence the performance of the approach. For example, a facial recognition algorithm may perform poorly when image resolution is low or images are taken in low lighting. Or a speech-to-text system might not be used reliably to provide closed captions for online lectures because it fails to handle technical jargon.
- The authors should discuss the computational efficiency of the proposed algorithms and how they scale with dataset size.
- If applicable, the authors should discuss possible limitations of their approach to address problems of privacy and fairness.
- While the authors might fear that complete honesty about limitations might be used by reviewers as grounds for rejection, a worse outcome might be that reviewers discover limitations that aren't acknowledged in the paper. The authors should use their best judgment and recognize that individual actions in favor of transparency play an important role in developing norms that preserve the integrity of the community. Reviewers will be specifically instructed to not penalize honesty concerning limitations.

### 3. Theory assumptions and proofs

Question: For each theoretical result, does the paper provide the full set of assumptions and a complete (and correct) proof?

Answer: [NA]

Justification: We offer no purely theoretical results.

Guidelines:

- The answer NA means that the paper does not include theoretical results.
- All the theorems, formulas, and proofs in the paper should be numbered and cross-referenced.
- All assumptions should be clearly stated or referenced in the statement of any theorems.
- The proofs can either appear in the main paper or the supplemental material, but if they appear in the supplemental material, the authors are encouraged to provide a short proof sketch to provide intuition.
- Inversely, any informal proof provided in the core of the paper should be complemented by formal proofs provided in appendix or supplemental material.
- Theorems and Lemmas that the proof relies upon should be properly referenced.

#### 4. Experimental result reproducibility

Question: Does the paper fully disclose all the information needed to reproduce the main experimental results of the paper to the extent that it affects the main claims and/or conclusions of the paper (regardless of whether the code and data are provided or not)?

Answer: [Yes]

Justification: We have included the pertinent details around model architecture, data sourcing and curation, and evaluation approach. Due to space constraints, most of these are deferred to the Appendix.

Guidelines:

- The answer NA means that the paper does not include experiments.
- If the paper includes experiments, a No answer to this question will not be perceived well by the reviewers: Making the paper reproducible is important, regardless of whether the code and data are provided or not.
- If the contribution is a dataset and/or model, the authors should describe the steps taken to make their results reproducible or verifiable.
- Depending on the contribution, reproducibility can be accomplished in various ways. For example, if the contribution is a novel architecture, describing the architecture fully might suffice, or if the contribution is a specific model and empirical evaluation, it may be necessary to either make it possible for others to replicate the model with the same dataset, or provide access to the model. In general, releasing code and data is often one good way to accomplish this, but reproducibility can also be provided via detailed instructions for how to replicate the results, access to a hosted model (e.g., in the case of a large language model), releasing of a model checkpoint, or other means that are appropriate to the research performed.
- While NeurIPS does not require releasing code, the conference does require all submissions to provide some reasonable avenue for reproducibility, which may depend on the nature of the contribution. For example
  - (a) If the contribution is primarily a new algorithm, the paper should make it clear how to reproduce that algorithm.
  - (b) If the contribution is primarily a new model architecture, the paper should describe the architecture clearly and fully.
  - (c) If the contribution is a new model (e.g., a large language model), then there should either be a way to access this model for reproducing the results or a way to reproduce the model (e.g., with an open-source dataset or instructions for how to construct the dataset).
  - (d) We recognize that reproducibility may be tricky in some cases, in which case authors are welcome to describe the particular way they provide for reproducibility. In the case of closed-source models, it may be that access to the model is limited in some way (e.g., to registered users), but it should be possible for other researchers to have some path to reproducing or verifying the results.

#### 5. Open access to data and code

Question: Does the paper provide open access to the data and code, with sufficient instructions to faithfully reproduce the main experimental results, as described in supplemental material?

Answer: [No]

Justification: Unfortunately, we cannot commit to releasing the code at this time.

Guidelines:

- The answer NA means that paper does not include experiments requiring code.
- Please see the NeurIPS code and data submission guidelines (<https://nips.cc/public/guides/CodeSubmissionPolicy>) for more details.
- While we encourage the release of code and data, we understand that this might not be possible, so “No” is an acceptable answer. Papers cannot be rejected simply for not including code, unless this is central to the contribution (e.g., for a new open-source benchmark).
- The instructions should contain the exact command and environment needed to run to reproduce the results. See the NeurIPS code and data submission guidelines (<https://nips.cc/public/guides/CodeSubmissionPolicy>) for more details.
- The authors should provide instructions on data access and preparation, including how to access the raw data, preprocessed data, intermediate data, and generated data, etc.
- The authors should provide scripts to reproduce all experimental results for the new proposed method and baselines. If only a subset of experiments are reproducible, they should state which ones are omitted from the script and why.
- At submission time, to preserve anonymity, the authors should release anonymized versions (if applicable).
- Providing as much information as possible in supplemental material (appended to the paper) is recommended, but including URLs to data and code is permitted.

## 6. Experimental setting/details

Question: Does the paper specify all the training and test details (e.g., data splits, hyper-parameters, how they were chosen, type of optimizer, etc.) necessary to understand the results?

Answer: [Yes]

Justification: We include these details in the main paper and appendix.

Guidelines:

- The answer NA means that the paper does not include experiments.
- The experimental setting should be presented in the core of the paper to a level of detail that is necessary to appreciate the results and make sense of them.
- The full details can be provided either with the code, in appendix, or as supplemental material.

## 7. Experiment statistical significance

Question: Does the paper report error bars suitably and correctly defined or other appropriate information about the statistical significance of the experiments?

Answer: [No]

Justification: For the quantitative results, such evaluation would be quite costly. The user study, for cost saving reasons, had only a limited number of participants and therefore also did not get error bars.

Guidelines:

- The answer NA means that the paper does not include experiments.
- The authors should answer "Yes" if the results are accompanied by error bars, confidence intervals, or statistical significance tests, at least for the experiments that support the main claims of the paper.
- The factors of variability that the error bars are capturing should be clearly stated (for example, train/test split, initialization, random drawing of some parameter, or overall run with given experimental conditions).

- The method for calculating the error bars should be explained (closed form formula, call to a library function, bootstrap, etc.)
- The assumptions made should be given (e.g., Normally distributed errors).
- It should be clear whether the error bar is the standard deviation or the standard error of the mean.
- It is OK to report 1-sigma error bars, but one should state it. The authors should preferably report a 2-sigma error bar than state that they have a 96% CI, if the hypothesis of Normality of errors is not verified.
- For asymmetric distributions, the authors should be careful not to show in tables or figures symmetric error bars that would yield results that are out of range (e.g. negative error rates).
- If error bars are reported in tables or plots, The authors should explain in the text how they were calculated and reference the corresponding figures or tables in the text.

## 8. Experiments compute resources

Question: For each experiment, does the paper provide sufficient information on the computer resources (type of compute workers, memory, time of execution) needed to reproduce the experiments?

Answer: [Yes]

Justification: This paper provides sufficient information on the computer resource to reproduce the experiments in the appendix.

Guidelines:

- The answer NA means that the paper does not include experiments.
- The paper should indicate the type of compute workers CPU or GPU, internal cluster, or cloud provider, including relevant memory and storage.
- The paper should provide the amount of compute required for each of the individual experimental runs as well as estimate the total compute.
- The paper should disclose whether the full research project required more compute than the experiments reported in the paper (e.g., preliminary or failed experiments that didn't make it into the paper).

## 9. Code of ethics

Question: Does the research conducted in the paper conform, in every respect, with the NeurIPS Code of Ethics <https://neurips.cc/public/EthicsGuidelines>?

Answer: [Yes]

Justification: We have read the NeurIPS Code of Ethics and believe to be in accordance.

Guidelines:

- The answer NA means that the authors have not reviewed the NeurIPS Code of Ethics.
- If the authors answer No, they should explain the special circumstances that require a deviation from the Code of Ethics.
- The authors should make sure to preserve anonymity (e.g., if there is a special consideration due to laws or regulations in their jurisdiction).

## 10. Broader impacts

Question: Does the paper discuss both potential positive societal impacts and negative societal impacts of the work performed?

Answer: [Yes]

Justification: The main manuscript includes a discussion on the broader impacts.

Guidelines:

- The answer NA means that there is no societal impact of the work performed.
- If the authors answer NA or No, they should explain why their work has no societal impact or why the paper does not address societal impact.

- Examples of negative societal impacts include potential malicious or unintended uses (e.g., disinformation, generating fake profiles, surveillance), fairness considerations (e.g., deployment of technologies that could make decisions that unfairly impact specific groups), privacy considerations, and security considerations.
- The conference expects that many papers will be foundational research and not tied to particular applications, let alone deployments. However, if there is a direct path to any negative applications, the authors should point it out. For example, it is legitimate to point out that an improvement in the quality of generative models could be used to generate deepfakes for disinformation. On the other hand, it is not needed to point out that a generic algorithm for optimizing neural networks could enable people to train models that generate Deepfakes faster.
- The authors should consider possible harms that could arise when the technology is being used as intended and functioning correctly, harms that could arise when the technology is being used as intended but gives incorrect results, and harms following from (intentional or unintentional) misuse of the technology.
- If there are negative societal impacts, the authors could also discuss possible mitigation strategies (e.g., gated release of models, providing defenses in addition to attacks, mechanisms for monitoring misuse, mechanisms to monitor how a system learns from feedback over time, improving the efficiency and accessibility of ML).

## 11. Safeguards

Question: Does the paper describe safeguards that have been put in place for responsible release of data or models that have a high risk for misuse (e.g., pretrained language models, image generators, or scraped datasets)?

Answer: [No]

Justification: We discuss such safeguards in the broader impacts section, but do not offer an implementation or detailed description.

Guidelines:

- The answer NA means that the paper poses no such risks.
- Released models that have a high risk for misuse or dual-use should be released with necessary safeguards to allow for controlled use of the model, for example by requiring that users adhere to usage guidelines or restrictions to access the model or implementing safety filters.
- Datasets that have been scraped from the Internet could pose safety risks. The authors should describe how they avoided releasing unsafe images.
- We recognize that providing effective safeguards is challenging, and many papers do not require this, but we encourage authors to take this into account and make a best faith effort.

## 12. Licenses for existing assets

Question: Are the creators or original owners of assets (e.g., code, data, models), used in the paper, properly credited and are the license and terms of use explicitly mentioned and properly respected?

Answer: [Yes]

Justification: We have properly cited all used assets and models throughout our manuscript; please refer to those references for licensing details.

Guidelines:

- The answer NA means that the paper does not use existing assets.
- The authors should cite the original paper that produced the code package or dataset.
- The authors should state which version of the asset is used and, if possible, include a URL.
- The name of the license (e.g., CC-BY 4.0) should be included for each asset.
- For scraped data from a particular source (e.g., website), the copyright and terms of service of that source should be provided.

- If assets are released, the license, copyright information, and terms of use in the package should be provided. For popular datasets, [paperswithcode.com/datasets](https://paperswithcode.com/datasets) has curated licenses for some datasets. Their licensing guide can help determine the license of a dataset.
- For existing datasets that are re-packaged, both the original license and the license of the derived asset (if it has changed) should be provided.
- If this information is not available online, the authors are encouraged to reach out to the asset's creators.

### 13. **New assets**

Question: Are new assets introduced in the paper well documented and is the documentation provided alongside the assets?

Answer: [NA]

Justification: We provide no new assets.

Guidelines:

- The answer NA means that the paper does not release new assets.
- Researchers should communicate the details of the dataset/code/model as part of their submissions via structured templates. This includes details about training, license, limitations, etc.
- The paper should discuss whether and how consent was obtained from people whose asset is used.
- At submission time, remember to anonymize your assets (if applicable). You can either create an anonymized URL or include an anonymized zip file.

### 14. **Crowdsourcing and research with human subjects**

Question: For crowdsourcing experiments and research with human subjects, does the paper include the full text of instructions given to participants and screenshots, if applicable, as well as details about compensation (if any)?

Answer: [Yes]

Justification: While not present in the main manuscript, we will include these details in the appendix.

Guidelines:

- The answer NA means that the paper does not involve crowdsourcing nor research with human subjects.
- Including this information in the supplemental material is fine, but if the main contribution of the paper involves human subjects, then as much detail as possible should be included in the main paper.
- According to the NeurIPS Code of Ethics, workers involved in data collection, curation, or other labor should be paid at least the minimum wage in the country of the data collector.

### 15. **Institutional review board (IRB) approvals or equivalent for research with human subjects**

Question: Does the paper describe potential risks incurred by study participants, whether such risks were disclosed to the subjects, and whether Institutional Review Board (IRB) approvals (or an equivalent approval/review based on the requirements of your country or institution) were obtained?

Answer: [NA]

Justification: There were no risks to the study participants — we have only performed a qualitative performance assessment user study.

Guidelines:

- The answer NA means that the paper does not involve crowdsourcing nor research with human subjects.

- Depending on the country in which research is conducted, IRB approval (or equivalent) may be required for any human subjects research. If you obtained IRB approval, you should clearly state this in the paper.
- We recognize that the procedures for this may vary significantly between institutions and locations, and we expect authors to adhere to the NeurIPS Code of Ethics and the guidelines for their institution.
- For initial submissions, do not include any information that would break anonymity (if applicable), such as the institution conducting the review.

**16. Declaration of LLM usage**

Question: Does the paper describe the usage of LLMs if it is an important, original, or non-standard component of the core methods in this research? Note that if the LLM is used only for writing, editing, or formatting purposes and does not impact the core methodology, scientific rigorousness, or originality of the research, declaration is not required.

Answer: [NA]

Justification: LLMs were not involved in the core method development of our research.

Guidelines:

- The answer NA means that the core method development in this research does not involve LLMs as any important, original, or non-standard components.
- Please refer to our LLM policy (<https://neurips.cc/Conferences/2025/LLM>) for what should or should not be described.

# Stable Part Diffusion 4D: Multi-View RGB and Kinematic Parts Video Generation Supplementary Material

In the appendix, we provide the following supplementary materials: (1) Implementation Details, (2) our newly introduced dataset, KinematicParts20K, (3) Additional Qualitative Results, and (4) Evaluation Details.

## A Implementation Details

Our model is implemented by directly extending the SV4D 2.0 framework (Yao et al., 2025). We retain the original U-Net architecture, latent VAE encoding, and diffusion setup, and introduce two key modifications: (1) an architecturally identical second branch that generates part segmentation outputs jointly with the existing RGB branch, and (2) Bidirectional Diffusion Fusion (BiDiFuse) modules inserted between each corresponding layer pair to enable cross-branch feature sharing. In the first stage, the RGB branch is trained following SV4D 2.0. The training setup — including optimizer, noise schedule, loss functions, and sampling strategy — follows SV4D 2.0 exactly. We adopt the EDM (Karras et al., 2022) training framework with an L2 loss and precompute VAE latents and CLIP features for all training images to accelerate convergence. The obtained network parameters are used to initialize both the RGB and part generation branches.

We train the full SP4D model with BiDiFuse and our proposed contrastive part consistency loss on the KinematicParts20K dataset (as discussed below) for 40K iterations. Training is performed on 32 NVIDIA H100 GPUs with an effective batch size of 32, using 12 views and 4 frames per object sampled from the rendered dataset.

## B KinematicParts20K Dataset

Our dataset is constructed by further filtering the SV4D 2.0 dataset, which is based on CC-licensed dynamic 3D assets from Objaverse and ObjaverseXL. We select only objects that contain rigging annotations, including bone hierarchies and skinning weights. To mitigate overly fine-grained or noisy bone structures, we apply a bone merging procedure based on two criteria: (1) the relative transformation between connected bones across all frames, and (2) the similarity of their projected part appearance in 2D using DINO features. Bone pairs with low motion discrepancy and high appearance similarity are merged. Objects with more than 100 bones after merging are discarded.

All objects are scaled to unit bounding boxes and rendered at 576×576 resolution using Blender’s Cycles renderer under a curated set of HDRI environment maps. We adopt orbit rendering with 24 azimuthal views and 24 video frames per object. In addition to RGB, we simultaneously render per-bone skinning weight maps. For each view and frame, we generate pixel-wise part segmentation labels by taking the argmax over the bone-specific skinning maps, resulting in multi-view, multi-frame kinematic part masks for supervision.

## C More Qualitative Results

We show fixed-view cross-frame part tracking, fixed-frame cross-view part tracking, 3D decomposition, rigging, and animation results for synthetic data, real-world data, and zero-shot generated data. Please refer to the summary video in the supplementary material.

**Evaluation on 3D Segmentation.** It is also important to position SP4D in the broader context of 3D kinematic segmentation rather than only comparing against 2D segmentation baselines. State-of-the-art 3D segmentation methods, such as Segment Anything Mesh Tang et al. (2024a) and SAMPart3D Yang et al. (2024), are built upon 2D semantic segmentation backbones (e.g., SAM, DINOv2) that are primarily texture- or appearance-driven, and thus not explicitly designed for kinematic reasoning. This limitation is evident in our visual comparisons (Figure.2), where appearance-based cues alone fail to recover accurate part structures for novel or textureless objects.

To quantitatively assess this gap, we conduct a comprehensive evaluation on the KinematicParts20K test set using these SOTA 3D segmentation baselines Tang et al. (2024a); Yang et al. (2024). We report mean Intersection-over-Union (mIoU), Adjusted Rand Index (ARI), F1 score, mean Accuracy (mAcc), and User Study ratings (following the evaluation criteria in Supplementary Section D.2). As shown in Table 3, SP4D substantially outperforms the baselines across all metrics, highlighting its capability to capture kinematic structure rather than relying solely on appearance cues.

Table 3: Comparison of SP4D with SOTA 3D segmentation methods on KinematicParts20K-test. SP4D achieves significantly higher scores across all metrics, indicating stronger kinematic reasoning capabilities.

Method	mIoU	ARI	F1	mAcc	User Study
Segment Any Mesh	0.15	0.06	0.29	0.20	1.98
SAMPart3D	0.13	0.05	0.27	0.18	1.75
<b>Ours (Full)</b>	<b>0.64</b>	<b>0.58</b>	<b>0.67</b>	<b>0.72</b>	<b>4.13</b>

**Evaluation beyond segmentation accuracy.** To further assess the usefulness of our kinematic representation beyond segmentation accuracy, we conduct additional experiments on *rigging precision* and *animation plausibility*. (i) **Rigging precision.** We evaluate the predicted skinning weights on the KinematicParts20K-test split, which contains ground-truth rigging annotations. We compare SP4D against two state-of-the-art auto-rigging methods Song et al. (2025); Zhang et al. (2025), reporting precision scores in Table 4. SP4D achieves the highest precision (72.7), outperforming Magic Articulate (63.7) and UniRig (64.3), demonstrating the accuracy of our learned kinematic decomposition when ground-truth supervision is available. (ii) **Animation plausibility for generated objects.** For generated meshes (e.g., dinosaurs, robotic arms) without ground-truth rigging, we conduct a user study to evaluate animation plausibility. Participants were shown animations produced by SP4D and the SOTA baselines Song et al. (2025); Zhang et al. (2025), and asked to rate the plausibility on a 1–5 Likert scale. SP4D achieves a significantly higher score (4.1) than Magic Articulate (2.7) and UniRig (2.3), confirming better generalization to unseen object categories and poses.

Notably, as shown in Figure 2 (middle), Magic Articulate, despite being trained on large-scale rigged meshes from Articulation-XL, performs well on seen categories but struggles with unusual generated shapes. In contrast, SP4D leverages strong priors from a 2D diffusion model and learns kinematic decomposition robustly, enabling accurate rigging for both real-world and synthetic objects. This highlights a key motivation for our approach: learning kinematic structure from 2D multi-view supervision yields superior generalization to novel inputs.

Table 4: Comparison of SP4D with SOTA Auto-rigging Methods.

Method	KinematicPart20K-test		Generated Objects
	Precision	User Study	User Study
Magic Articulate	63.7	3.8	2.7
UniRig	64.3	3.9	2.3
<b>Ours (Full)</b>	<b>72.7</b>	<b>4.3</b>	<b>4.1</b>

## D Evaluation Details

### D.1 Quantitative Metrics.

To evaluate the quality of kinematic part decomposition across multi-view and multi-frame settings, we report four standard metrics. Since the predicted part masks are label-free, we apply the Hungarian algorithm to align predicted and ground-truth parts based on respective IoU, for those metrics which require correspondences. The following metrics are computed:

- **mIoU** – Mean intersection-over-union across matched part masks.
- **ARI** – Adjusted Rand Index, which captures clustering similarity independent of label permutation.

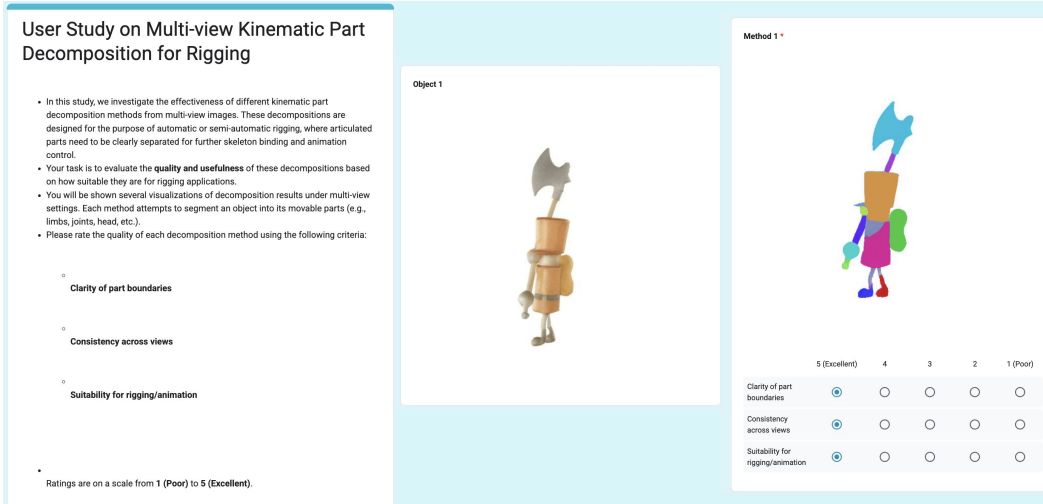


Figure 6: **User study interface for evaluating multi-view kinematic part segmentation.** Participants are presented with video results generated by different methods and asked to rank them based on part consistency, structural correctness, and motion coherence. The study compares SP4D with baseline methods to assess perceptual quality and kinematic alignment.

- **F1 Score** – The harmonic mean of precision and recall, reflecting pixel-level agreement.
- **mAcc** – Mean class-wise accuracy, indicating the average recall per ground-truth part.

## D.2 User Study on Multi-view Kinematic Part Decomposition for Rigging

To evaluate the practical utility of different multi-view kinematic part decomposition methods for rigging tasks, we conducted a user study focusing on the perceived quality of part segmentation from a rigging perspective. These decompositions aim to separate articulated object parts (e.g., limbs, joints, head) to facilitate automatic or semi-automatic skeleton binding and animation control.

**Study Setup.** We randomly selected 20 sets of decomposition results, each containing visualizations from different methods applied to the same object. For each set, we generated animated GIFs showing the part decomposition from multiple viewpoints, allowing participants to better understand spatial consistency and articulation structure. All visualizations were presented anonymously to avoid bias. The study was conducted via a Google Form and received responses from 20 participants.

**Evaluation Criteria.** Participants were instructed to rate each method based on the following three criteria:

- **Clarity of part boundaries** – Are the decomposed part regions cleanly separated with well-defined borders?
- **Consistency across views** – Do the decomposed parts remain stable and coherent when viewed from different angles?
- **Suitability for rigging/animation** – Are the decomposed parts appropriate for assigning joints and performing realistic articulated motion?

Each criterion was rated on a scale from 1 (Poor) to 5 (Excellent).

**Goal.** The objective of this study is to assess the effectiveness of part decomposition methods in real-world rigging scenarios, providing insight into their strengths and limitations for downstream animation applications.

## E Additional Discussion

**Dual-branch architecture design.** We investigate both single-branch and dual-branch architectures for jointly predicting multi-view RGB sequences and kinematic part sequences. In the single-branch variant, the two modalities are concatenated into a shared latent representation and split prior to decoding. This configuration exhibits slower convergence and lower performance than the dual-branch counterpart under the same training schedule. We attribute this to the fundamentally different nature of the tasks: RGB synthesis focuses on high-frequency appearance modeling, whereas kinematic part segmentation emphasizes structural reasoning and temporal-spatial consistency. A single-branch network that forces both tasks to share all intermediate features is prone to cross-task interference, particularly degrading consistency in multi-frame outputs.

Our BiDiFuse dual-branch UNet addresses this issue by maintaining task-specific feature streams while enabling bidirectional cross-modal feature exchange. This architecture preserves modality-specific learning, reduces interference, and improves overall performance. We include a detailed discussion of this design choice and relate it to recent work on unified dense prediction in video diffusion models Yang et al. (2025a).

**Avoiding category-specific pose or rigging priors.** While 2D/3D pose and rigging priors encode rich kinematic information, SP4D is deliberately designed without reliance on human- or animal-specific templates to ensure category-agnostic applicability. Template-based approaches often generalize poorly to objects with unconventional topology, such as loose clothing, handheld tools (e.g., shields, skis), or non-biological categories (e.g., crabs, robotic arms, mechanical assemblies). In our experiments, these priors frequently failed to produce meaningful part structures for such diverse object types.

By contrast, SP4D learns kinematic decomposition directly from 2D multi-view supervision, without assuming a fixed skeleton topology, enabling robust generalization to both natural and synthetic domains. Nevertheless, integrating lightweight 2D/3D structural priors into diffusion-based generation remains an interesting direction for future research.

**Relation to optimization-based methods.** We also relate SP4D to prior part-aware rendering approaches Zhang et al. (b,a); Yang et al. (2022); Noguchi et al. (2022); Yang et al. (2021). These methods are typically optimization-based pipelines for per-instance 3D reconstruction from multi-view videos, often requiring ground-truth camera poses, complete multi-view coverage of the same object, and extensive per-instance optimization (e.g., 48+ GPU hours on an A100). Their kinematic reasoning is constrained by the motion observed in the input video; for example, if a limb remains static throughout, the model may fail to segment it. Such methods are not designed for category-level generalization and cannot perform feedforward inference from monocular inputs such as a single image or single-view video.

In contrast, SP4D is a feedforward, category-agnostic generative model capable of producing consistent RGB renderings and kinematic part decompositions within seconds, given only a single image or video. While both SP4D and part-aware rendering approaches can output kinematic segmentations, they address fundamentally different problem settings and exhibit markedly different capabilities.

**Limitations and future work.** Our method inherits the camera parameterization design from SV4D 2.0 Yao et al. (2025), which models only azimuth and elevation with a simple lens model. This limits our ability to handle videos with strong perspective distortion or complex camera trajectories. Moreover, SP4D is primarily trained under the assumption that each scene contains a single object. In scenarios where multiple objects appear simultaneously, the model may struggle to handle all of them at once. Extending SP4D to support full 6-DoF camera motion and multi-object scenarios remains a promising direction for future research. Additional failure cases are provided as supplementary videos to illustrate these challenges.